


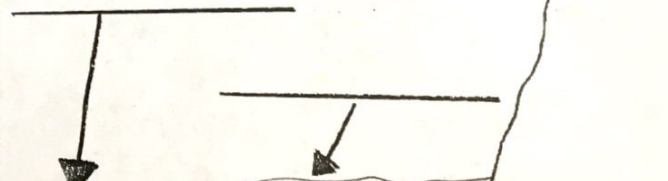


Name: _____ Date: _____ Period: _____

Spheres of the Earth

Directions: Fill in the left column with notes and missing information. Fill in the right column with illustrations that represent the different spheres of Earth. Illustrations need to be neat, colorful and fill up the area that is represents. Label each sphere in the right column on the blank line provided. Turn in this assignment before you leave. You may use markers and/or map pencils.

P. 42-43 in textbook

Spheres of Earth Notes	Illustrated Spheres
Atmosphere: <i>Examples:</i>	<u>outer space</u> 
<hr/> Lithosphere: <i>Examples:</i>	 
<hr/> Hydrosphere: <i>Examples:</i>	
<hr/> Biosphere: <i>Examples:</i>	